

# Stark County's Influenza Weekly Report

## Week 8 (02/17/2019 – 02/23/2019)



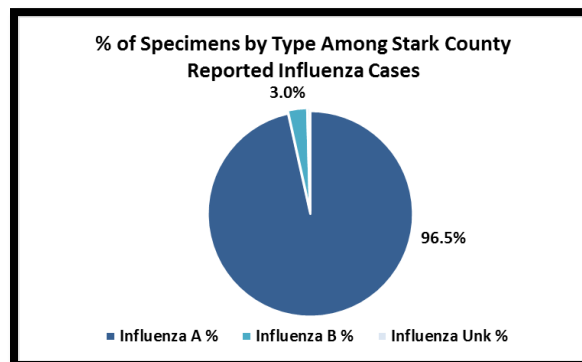
**Public Health**  
Prevent. Promote. Protect.

### During Week 8:

- Stark County had 40 influenza-associated hospitalizations.

### So Far this Year:

- There have been 166 influenza-associated hospitalizations in Stark County.
  - Those hospitalized for influenza have ranged from 2 weeks of age to 97 years of age, with the median being 59.5 years.
- A cumulative rate of 34.0 laboratory-confirmed influenza-associated hospitalizations per 100,000 population was reported.



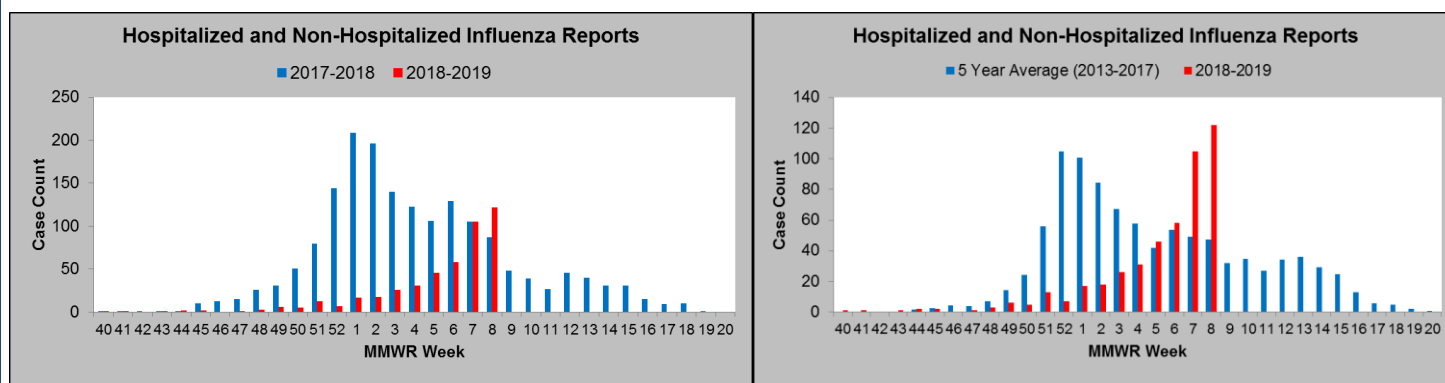
### Viruses Circulating vs. Viruses in this Year's Vaccine: (NOT AVAILABLE FOR WEEK 8 REPORT)

### VACCINE EFFICACY ESTIMATES:

⇒ According to the MMWR published on February 15, 2019, this year's influenza vaccine is 47% effective (95% confidence interval [CI] = 34%–57%). This is from data collected from 3,254 children and adults enrolled in the U.S. Influenza Vaccine Effectiveness Network (U.S. Flu VE Network) during November 23, 2018–February 2, 2019. According to the Centers for Disease Control and Prevention these interim estimates indicate that influenza vaccination reduced to the risk for outpatient medical visits by nearly half.  
<https://www.cdc.gov/mmwr/volumes/67/wr/mm6706a2.htm>

### Graph 1: Hospitalized and Non-Hospitalized Influenza Cases Reported to the Local Health Department.

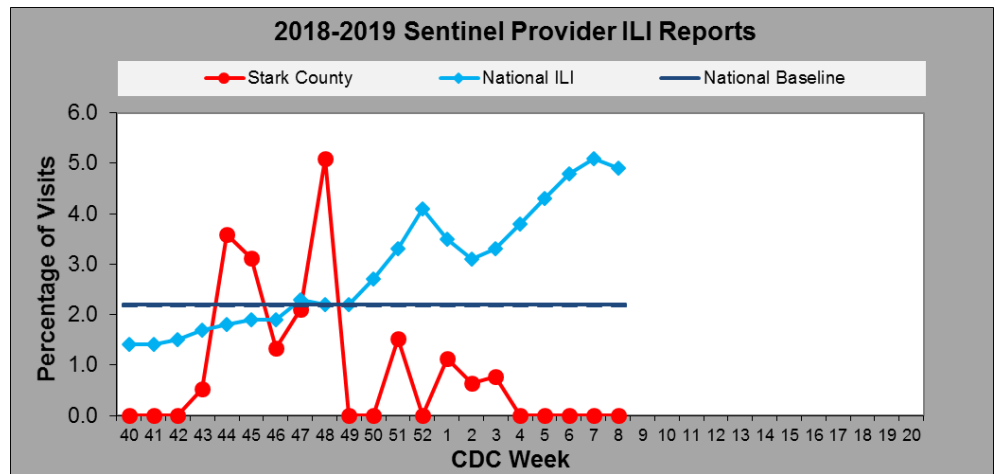
There were 122 cases of hospitalized and non-hospitalized influenza reported for Week 8 in Stark County. Last year, there were 87 cases reported. Stark County increased to 465 cases reported this year compared to 1470 cases last year.



- All data presented in this weekly report are preliminary and may change as additional information is received.
- Multiyear averages included in this weekly report do not include the 2009/2010 H1N1 season.
- If you have any questions please contact Avi Joseph at 330.493.9914 or josepha@starkhealth.org or Amanda Archer at 330.489.3327 or aarcher@cantonhealth.org

**Graph 2: Sentinel Provider Reported Influenza Like Illness (ILI) in Stark County.**

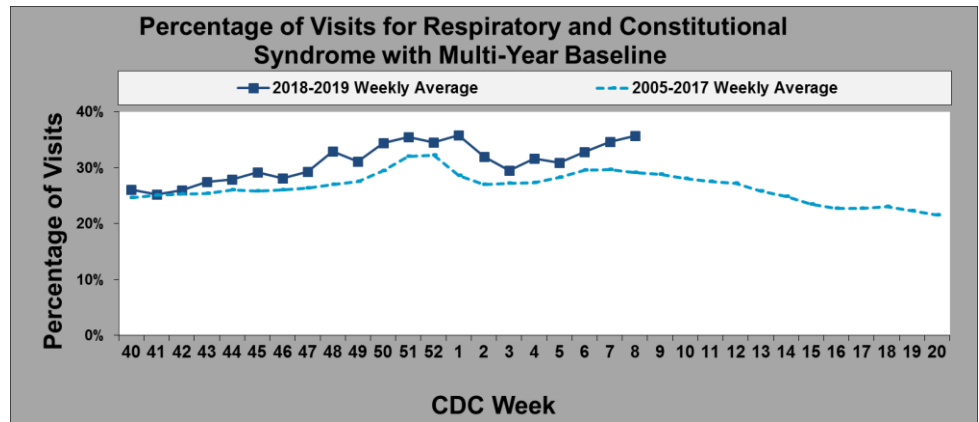
◆ During Week 8, Stark County Sentinel Providers did not report. The national reports show that 4.9% of ED visits are due to ILI. This is still above the 2.2% baseline.



**Graph 3: Emergency Department Visits for Respiratory and Constitutional Syndromes.**

(Source: Health Monitoring Systems, EpiCenter, Hospital and Stat Care Patient Registration Surveillance System)

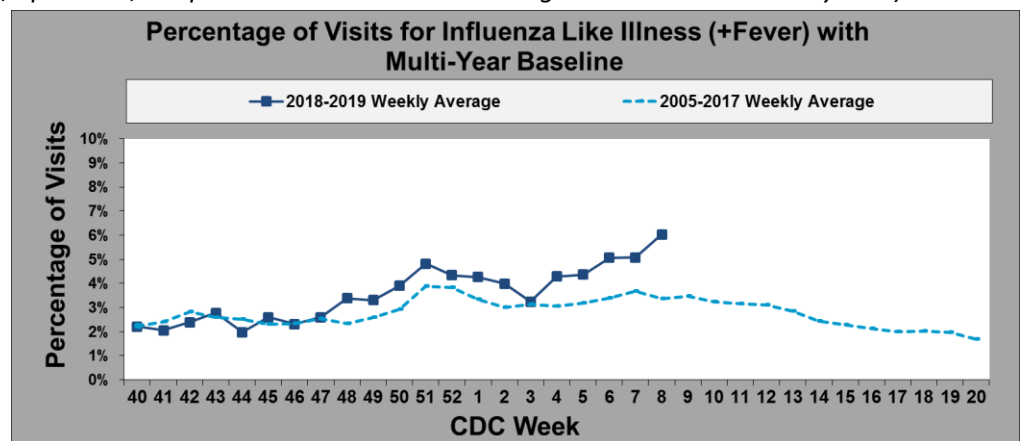
◆ ED and Stat Care visits for respiratory and constitutional syndrome continue to increase, and remain above the multi-year baseline average during Week 8.



**Graph 4: Emergency Department (ED) Visits for Influenza Like Illness (+Fever).**

(Source: Health Monitoring Systems, EpiCenter, Hospital and Stat Care Patient Registration Surveillance System)

◆ ED and Stat Care visits for ILI + Fever for MMWR Week 8 continue to increase, and is still above the 5 year average.

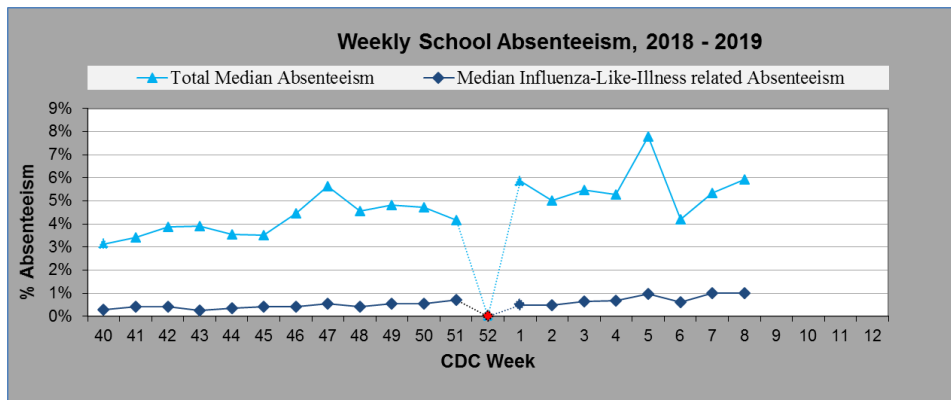


- All data presented in this weekly report are preliminary and may change as additional information is received.
- Multiyear averages included in this weekly report do not include the 2009/2010 H1N1 season.
- If you have any questions please contact Avi Joseph at 330.493.9914 or josepha@starkhealth.org or Amanda Archer at 330.489.3327 or aarcher@cantonhealth.org

### Graph 5: Stark County School Absenteeism.

(Source: Voluntary reporting by multiple school districts throughout the county)

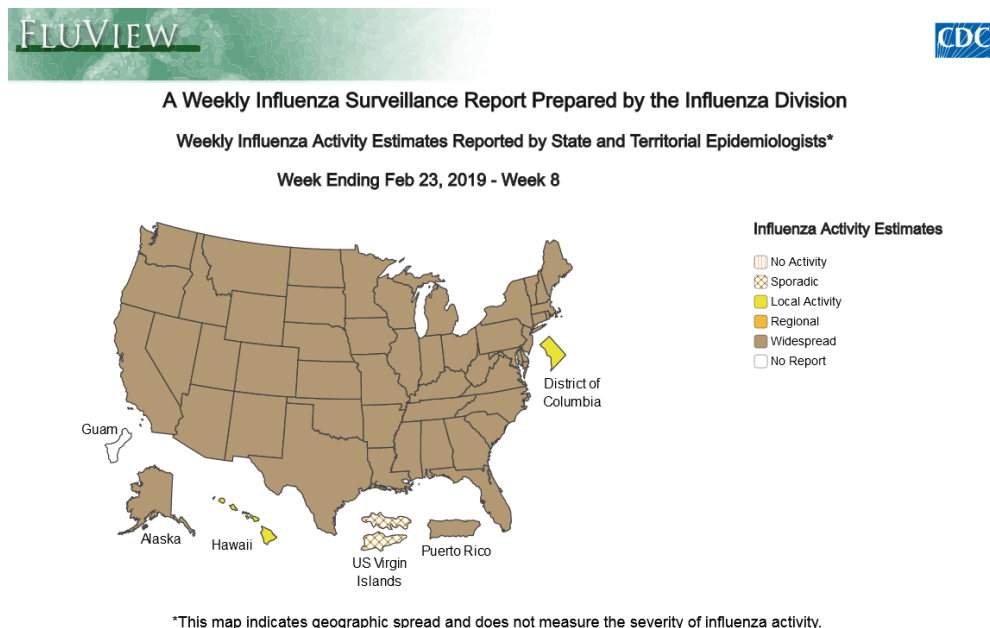
◆ During Week 8, Stark County schools reported a total median absenteeism of 5.93%. Absenteeism due to influenza-like-illness was reported at 1.02% of all absences. Forty-six schools reported.



### Map: Weekly Geographic Influenza Activity Estimates Reported by State and Territorial Epidemiologists Syndromes.

(Source: Health Monitoring Systems, EpiCenter, hospital and stat care patient registration surveillance system)

◆ During Week 8, Ohio reported widespread influenza activity, along with 48 other states. Local activity – 1 state



Alliance City Health  
cityofalliance.com/health



Public Health  
Canton City Public Health  
cantonhealth.org



Massillon City Health Department  
massillonohio.com/health



Stark County Health Department  
starkhealth.org

- All data presented in this weekly report are preliminary and may change as additional information is received.
- Multiyear averages included in this weekly report do not include the 2009/2010 H1N1 season.
- If you have any questions please contact Avi Joseph at 330.493.9914 or josepha@starkhealth.org or Amanda Archer at 330.489.3327 or aarcher@cantonhealth.org